

# **WINGET**

Hand Fed Tilting Drum  
Site Mixers



*100T, 150T 175T, 200T  
100TFT, 150TFT, 175TFT*

# WINGET

Hand Fed Tilting Drum  
Site Mixers



**100T (5 / 3.5)** - 100 litres wet batch output  
150 litres dry unmixed capacity.up to 1.2m<sup>3</sup>/hr  
Yanmar electric start diesel engine  
**Standard 4 wheel chassis** - site mobile



**150T (7 / 5)** - 150 litres wet batch output  
200 litres dry unmixed capacity.up to 1.8m<sup>3</sup>/hr  
Yanmar electric start diesel engine  
**Standard 4 wheel chassis** - site mobile



**175T (8.5 / 6.5)** - 175 litres wet batch output  
240 litres dry unmixed capacity.up to 2.1m<sup>3</sup>/hr  
Yanmar electric start diesel engine  
**Standard 4 wheel chassis** - site mobile



**200T (10 / 7)** - 200 litres wet batch output  
285 litres dry unmixed capacity.up to 2.4m<sup>3</sup>/hr  
Yanmar electric start diesel engine  
**Standard 4 wheel chassis** - site mobile



**100TFT (5 / 3.5)** - 100 litres wet batch output  
150 litres dry unmixed capacity.up to 1.2m<sup>3</sup>/hr  
Yanmar electric start diesel engine  
**Fast Tow chassis**



**150TFT (7 / 5)** - 150 litres wet batch output  
200 litres dry unmixed capacity.up to 1.8m<sup>3</sup>/hr  
Yanmar electric start diesel engine  
**Fast Tow chassis**

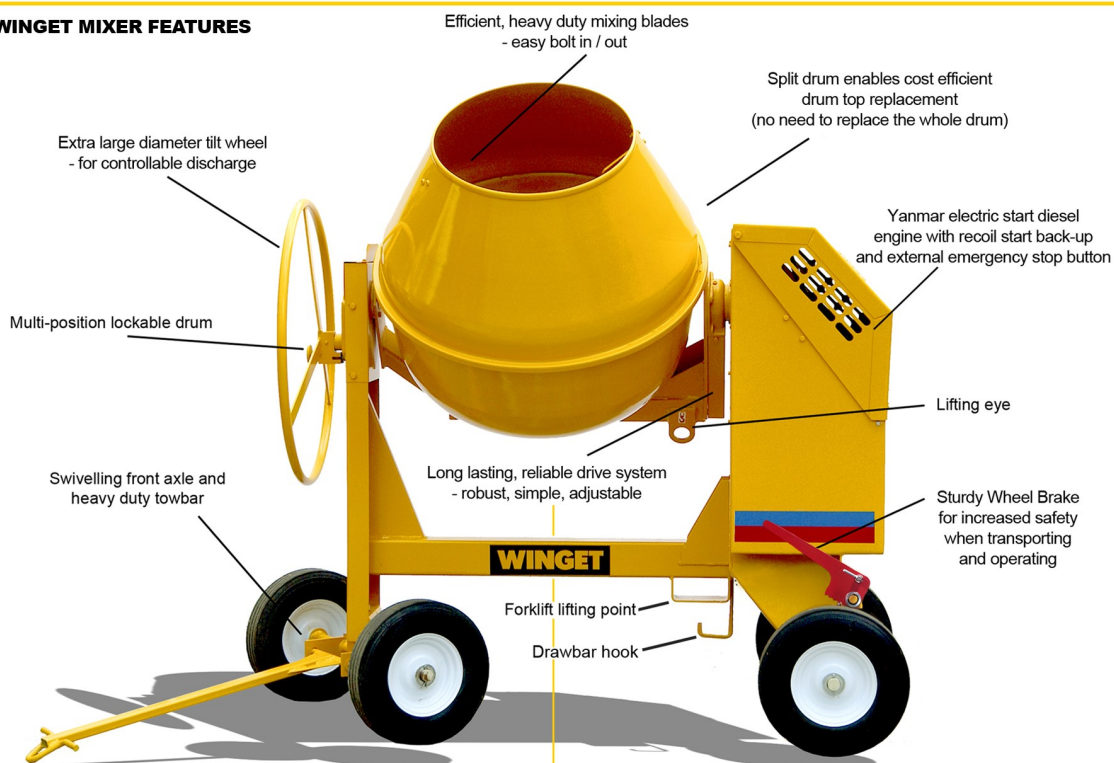


**175TFT (8.5 / 6.5)** - 175 litres wet batch output  
240 litres dry unmixed capacity.up to 2.1m<sup>3</sup>/hr  
Yanmar electric start diesel engine  
**Fast Tow chassis**

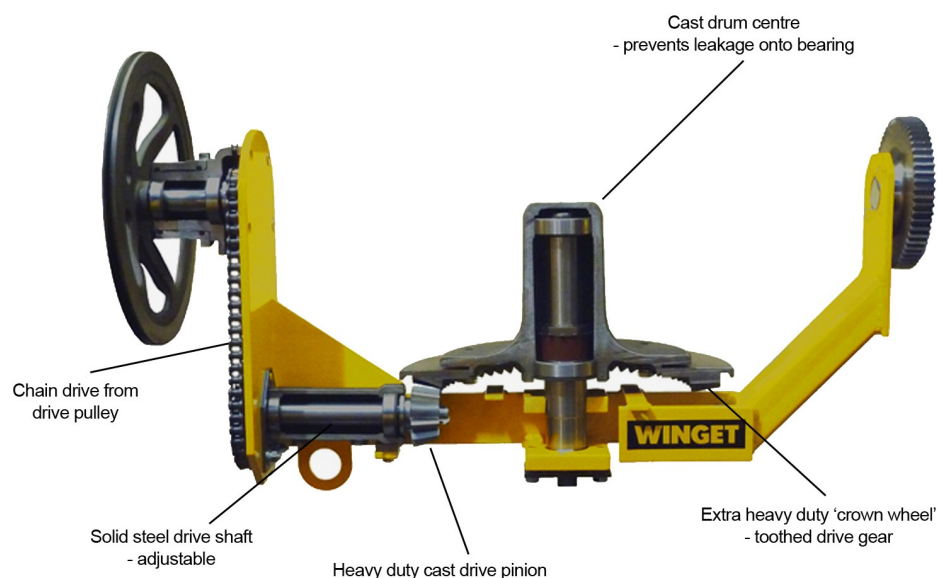
# WINGET

## Hand Fed Tilting Drum Site Mixers

### WINGET MIXER FEATURES




### WINGET HEAVY DUTY DRIVE SYSTEM



**100T, 150T 175T, 200T  
100TFT, 150TFT, 175TFT**





### Mix with the best...

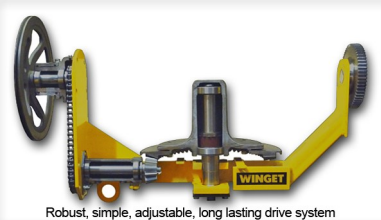
- **'First choice' site mixers for owners and operators.**
- **Robust engineering for durability, reliability, longevity and safety.**
- **Industry leading parts service and availability.**
- Extra heavy duty bevel wheel and pinion driveline - simple, adjustable, long lasting.
- Split, spun steel drum and bolt in blades for ease and economy of repair.
- Twin, fast acting blades ensure thorough mixing and maximise production rates.
- Strong box section chassis gives clean lines and fewer material traps.
- Lifting points for safe, easy lifting with forklift or chains.
- Capable of mixing 12 batches per hour. Models from 1.2 to 2.4 m<sup>3</sup>/hr.
- Available in 4 wheel site mobile or 2 wheel road towable models.



Electric start with recoil start back-up  
- standard on all models



Yanmar L48 electric start diesel



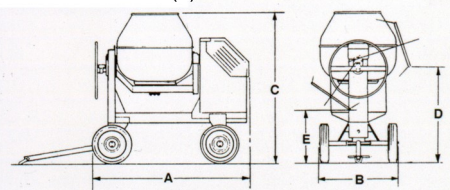
Robust, simple, adjustable, long lasting drive system

CAPACITIES	100T / 100TFT	150T / 150TFT	175T / 175TFT	200T
Mixed batch output	100 litres	150 litres	175 litres	200 litres
Unmixed capacity	150 litres	200 litres	240 litres	285 litres
Gross drum volume	263 litres	362 litres	377 litres	485 litres
Drum speed	22 rev/min	22 rev/min	22 rev/min	22 rev/min
Production rate (max)	1.2 m <sup>3</sup> /hr	1.8 m <sup>3</sup> /hr	2.1 m <sup>3</sup> /hr	2.4 m <sup>3</sup> /hr

STANDARD MODELS	100T	150T	175T	200T
A Overall Length	1.55m	1.65m	1.70m	2.17m
B Overall Width	0.82m	0.93m	0.93m	1.11m
C Overall Height	1.57m	1.71m	1.77m	1.82m
D Loading Height	1.00m	1.10m	1.11m	1.13m
E Discharge Height	0.54m	0.57m	0.52m	0.66m
Machine weight	370kg	410kg	460kg	600kg

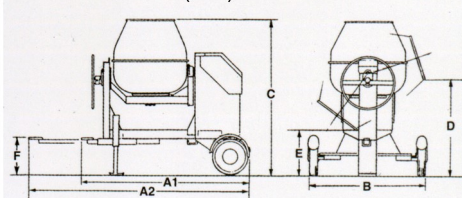
FAST TOW MODELS	100TFT	150TFT	175TFT
A1 Overall Length (operational)	1.72m	1.91m	2.06m
A2 Overall Length (for transportation)	2.37m	2.48m	2.64m
B Overall Width	1.24m	1.32m	1.35m
C Overall Height	1.63m	1.77m	1.34m
D Loading Height	1.06m	1.14m	1.18m
E Discharge Height	0.60m	0.61m	0.59m
F Height to Towbar	0.43m	0.48m	0.45m
Machine weight	395kg	482kg	500kg

Standard Model (T)



Noise Levels: - 80LPA / 101LWA

Fast Tow Model (TFT)



PO Box 41, Edgefold Industrial Estate, Bolton, BL4 0LR, England.  
Tel: +44 (0)1204 854650, email: sales@winget.co.uk, www.winget.co.uk